

CQC Solutions have been working with CA-PPM (formally Clarity, formally Niku) since 2007 and Daptiv-PPM since 2012 and in that time we have built a team of Business Objects/Jaspersoft/Cognos/Power BI consultants, trainers and developers that have worked with these BI tools for many years. Our BI team has been expanding with the aim of supporting customers with their business intelligence needs through from conception to delivery. Our guiding principle is based on honest assessment: we'll work with you to determine firstly if you need a BI solution and if so, we'll then support you with the process of delivering it. We have a breadth of services ranging from full BI solution development and training through to a lighter touch advisory role, all based on your needs and discussion with you

As people, we're committed to providing a great customer service: it's that simple. We've extensive experience across a range of sectors, including healthcare, public sector, publishing, technology and finance, and can call upon a breadth of expertise covering information management, analytics, information governance, data analysis, data discovery, development and support. Technically, we remain agnostic in order to recommend the best toolset for you. However, to give you a flavor of what we can offer, we've industry expertise in Cognos, Jaspersoft, Business Objects, Microsoft SQL Server, Power BI, QlikView, Tableau and Yellowfin technologies.

Our resources, currently comprise of the following experience and location

BI Tool	Resources		Region	Resources
Business Objects	8		UK	9
Cognos	5		Southern Europe	5
Power BI	3		Northern Europe	3
Jaspersoft	6		Argentina	2
Actuate	3		Asia Pacific	1
Qlikview	2		South Africa	3
Tableau	3			
Yellowfin	3			

# CA-PPM reporting features

CA-PPM allows users to make use of Jaspersoft from Tibco and comes with a number of out-of-the-box ready reports.

Along with Jaspersoft Studio, users can develop their own reports and dashboards

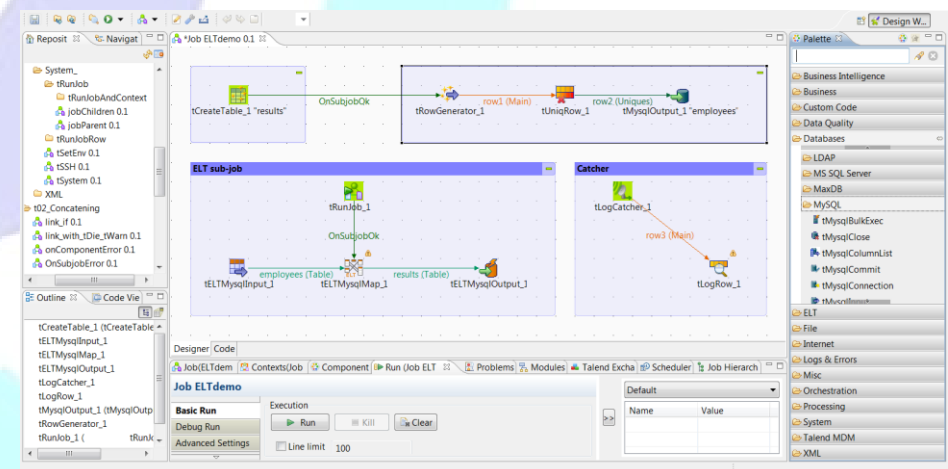


Advanced Reporting with Jaspersoft allows you to create ad hoc views of CA PPM data. You can save the information as a report, display a dashboard, or share it using different formats. You configure each ad hoc view and its corresponding report by selecting the data that you

want to include. You can run a report immediately or you can set up a recurring schedule. In either case, you control the output method and delivery format

- **Data Sources**—Used to create connections to the databases used by the system
- **Domains** – These are views of the data in the CA PPM system
- **Ad-hoc Views** – These are user created reports that look at the domains to create an Ad-hoc report.
- **Reports** — These are reports that are created using the Jaspersoft Reporting Studio, they also contain the Ad-hoc views reports.
- **Dashboard**— As the name implies, these are Dashboards that contain a collection of Reports
- **Admin**— Used for Creating users, Roles and editing the Repository

- Jaspersoft Studio is an Eclipse-based report designer for JasperReports Library and JasperReports Server; it is integrated into CA-PPM or as a stand-alone application. Jaspersoft Studio allows you to create sophisticated layouts containing charts, images, subreports, crosstabs, and more. You can access your data through a variety of sources including JDBC, TableModels, JavaBeans, XML, Hibernate, Big Data (such as Hive), CSV, XML/A, as well as custom sources, then publish your reports as PDF, RTF, XML, XLS, CSV, HTML, XHTML, text, DOCX, or OpenOffice.
- Jaspersoft data integration software extracts, transforms, and loads (ETL) data from different sources into a data warehouse or data mart for reporting and analysis purposes. You can leverage and combine several disparate relational or non-relational data sources.



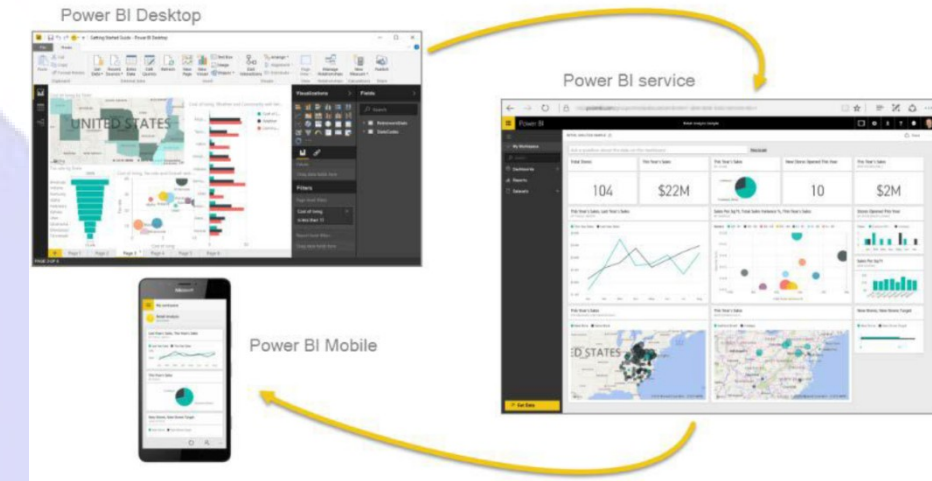


Starting with CA PPM 15.3 other BI tools like Power BI, Spotfire, Qlickview, PowerBI, or Tableau can connect to the CA Data warehouse data and reports can be created with it. CA PPM 15.3 brings the ability to connect these tools to your CA PPM On Demand environment using OData

But why wait? CQC Solutions already have clients who we have developed reports using these tools, to access the CA PPM database as well as the CA Data Warehouse. We understand the where the data is and how it can be viewed in any report tool that can report via a JDBC connection, SaaS or In-House.

Power BI is a business analytics service provided by Microsoft. It provides interactive visualizations with self-service business intelligence capabilities, where end users can create reports and dashboards by themselves, without having to depend on information technology staff or database administrators.

Power BI allows users to use the following tools:



- **Power BI Desktop** - The Windows desktop based application for PCs and desktops.
- **Power BI (Service)** - The SaaS (Software as a Service) based online service (formerly known as Power BI for Office 365, now referred to as PowerBI.com or simply Power BI).
- **Power BI Mobile Apps** - The Power BI Mobile apps for Android and iOS devices, as

well as for Windows phones and tablets.

Power BI Gateways - Gateways used to sync external data in and out of Power BI.

- **Power BI Embedded** - Power BI REST API can be used to dashboards and reports into the custom applications that servers Power BI users, as well as non-Power BI Users.
- **Power BI Report Server** - Provides a localized way for storing and managing Power BI reports.
- **Power BI Visual Gallery** - A gallery of pre-created custom visuals and R-powered visual.

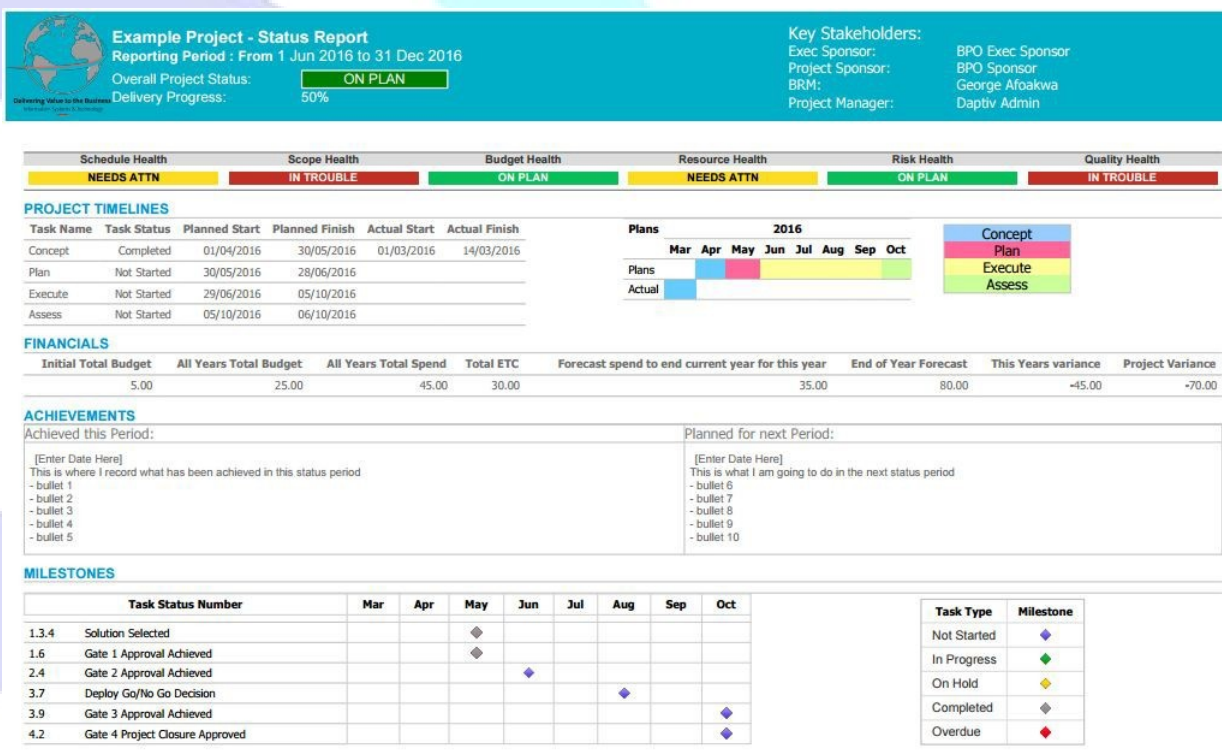




# daptiv™ reporting features

Daptiv allows users to use the following Cognos tools:

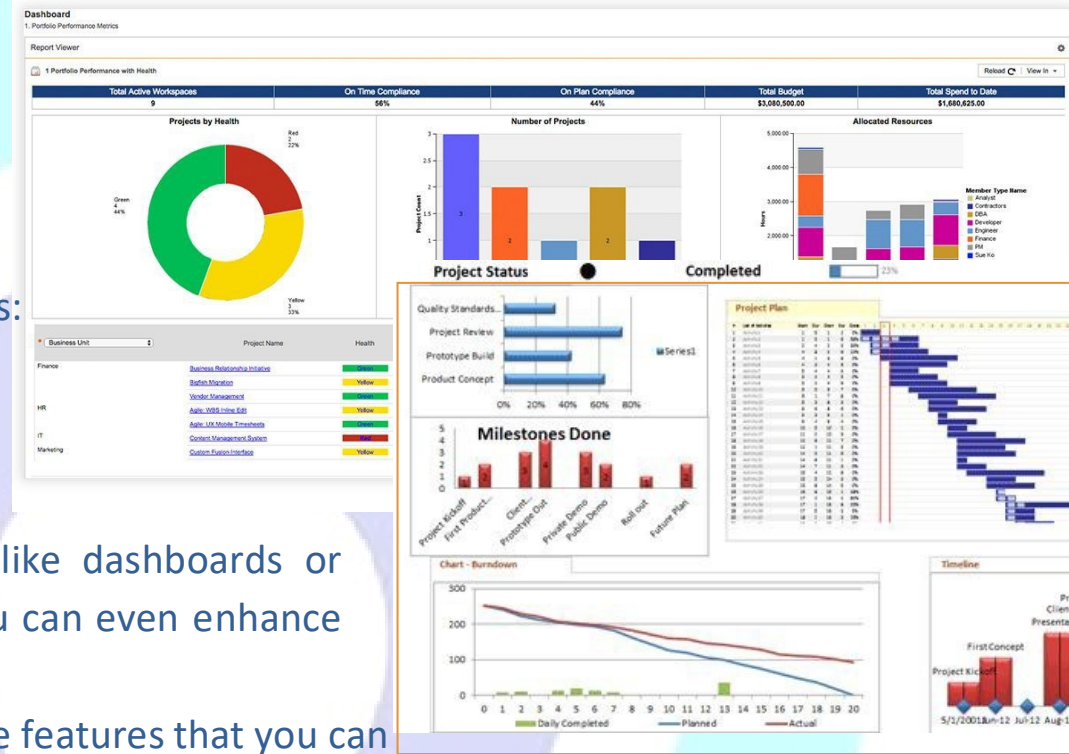
- **Query Studio:** Quickly query your data with a simple interface.
- **Report Studio:** Create visually appealing reports, like dashboards or scorecards with Gantt charts, tables, charts, etc. You can enhance these reports with JavaScript and CSS.
- **Active Reports:** You can create offline reports with interactive features that you can use in your presentations or your website.
- **Report Portal:** Integrate your reports in Daptiv to make them easily accessible to all users. Schedule reports to be sent by email in HTML, PDF, Excel, etc.



# Changepoint™ reporting features

Changepoint allows users to use the following Cognos tools:

- **Query Studio:** Quickly query your data with a Simple interface.
- **Report Studio:** Create visually appealing reports, like dashboards or scorecards with Gantt charts, tables, charts, etc. You can even enhance these reports with JavaScript and CSS.
- **Active Reports:** Create offline reports with interactive features that you can use in your presentations or your website.
- **Workspace:** Easily create dashboards using existing report objects.
- **Workspace Advance:** Create all kind of reports in a highly interactive way, seeing data on real time as you design it.
- **Report Portal:** Integrate your reports in Daptiv to make them easily accessible to all users. Schedule reports to be sent by email in HTML, PDF, Excel, etc. Also you can create your own portals
- **IBM Cognos Connection:** Organize your reports, report views and portals in a user friendly portal where you can schedule your reports, assign extra permissions and get notified when new versions of a report are generated.
- **Mashup and more:** You can embed your reports in your own website, fully interactive and with exciting features:  
<https://www.youtube.com/watch?v=iVdTA-K5F3o&t=8s>



## Our Approach

We will engage with your business to understand what it needs – if we don't think it needs a Business Intelligence solution we will tell you – client satisfaction is always central tenet of the CQC Solutions approach. We will systematically review your existing solution (if appropriate) and make clear recommendations for how we believe we can benefit your business.

We'll develop a plan with you that works alongside your business and which we can deliver against without negatively affect your ongoing operation

We'll keep you informed by setting mutually agreed milestones – you'll be clear what you'll get from us and when

We understand that new solutions must be embedded within the business to be of most value. We will help your organization to culturally adopt business intelligence so it is understood, integrated within your enterprise and used to deliver most competitive advantage

We recognize the importance of ongoing support so we'll be keen to offer training, support and solution redesign as and when they are needed



## How we work

- We can work onsite and/or remotely – we recognize the overhead of freeing up desk space so we'll offer a price reduction for remote working if that works for you
- We'll use experienced technical and business experts to work with you
- All projects will be carefully controlled through best practice project management frameworks and techniques
- We can use agile or waterfall delivery methodologies and we'll agree which approach jointly with you
- We'll get a non-disclosure agreement in place with you and then document milestones and deliverables so all parties are clear on progress
- We're happy to agree either a fixed price or a day rate – depending on both what we recommend and what works for the client

## Tailored for You

We offer tailored solutions to you and can bill by the hour, so use us as part of your virtual team, to plug any skill gaps or assist with any urgent deliverables.

We work with you to create an individual package which wraps around how you work and addresses your needs. Set out below are a range of our services, which we will configure to your specific circumstances:

- BI Health check – a review of your existing systems with recommendation for improvement: Data architecture, Hardware & Software Configuration, Report Usage
- Training – on-site or remote
- Development resources - we can wrap around your existing team with a variety of skill sets on offer, on site or remote.
- BI Advisory – we can guide you on your BI journey with hardware, software, architecture and governance input etc.
- BI as a Service – You can buy in our services on an ongoing basis, where you get a dedicated team to support your environment e.g. Development, report design, data warehouse architecture etc.
- Support & housekeeping , we can help with monthly DBA tasks
- Prices start from \$70/hour

## BI Software Supported

BI Software and technology we support:

**Databases:** SQL Server, Oracle, SAP HANA

**BI :** IBM Cognos, Business Objects, Microsoft BI, Tableau,  
Qlikview, TM1, Jaspersoft

**ETL:** Microsoft SSIS, Informatica, Cognos DM, Business Objects DS



For more details, please visit our website @ [www.cqc-solutions.com](http://www.cqc-solutions.com)